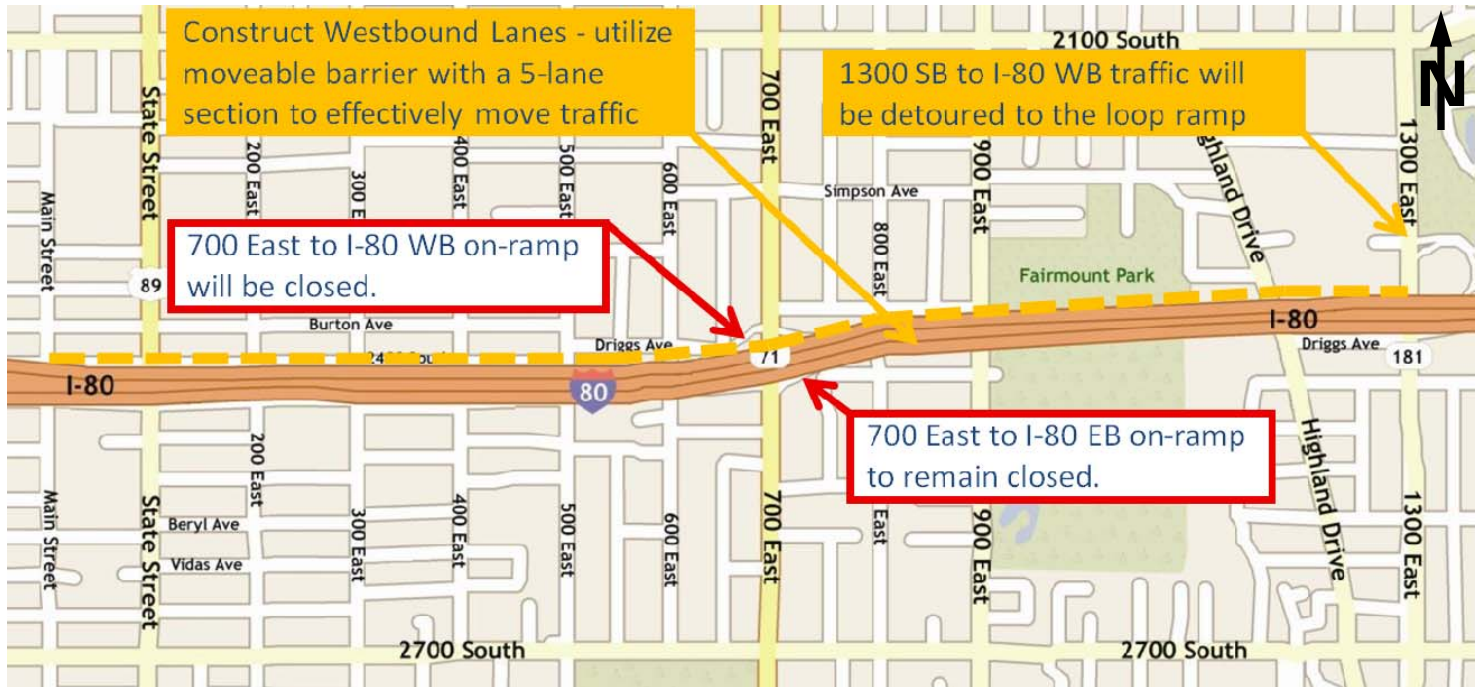


# I-80

State Street to 1300 East

## Construction Overview Mid-December 2007 to Fall 2008

Construction is currently underway along I-80 from State Street in South Salt Lake to 1300 East in Salt Lake City. Crews will be shifting all traffic to the eastbound lanes of I-80 in order to construct the new westbound lanes. Lanes will be narrow and drivers are encouraged to be safe and courteous when driving through the construction zone. Traffic impacts are listed below.



### Additional Impacts

Additional ramps will close for short periods of time (including 1300 East EB off-ramp, 700 East WB off-ramp, and State Street WB off-ramp) to accommodate paving activities.

Periodic cross street closures will be necessary to accommodate bridge work.

Should you have questions regarding the project, please contact the I-80 project team.

### **I-80 Public Involvement Team**

(801) 262-8700

[i-80@hwlochner.com](mailto:i-80@hwlochner.com)

Project Hotline—(888) 718-1069

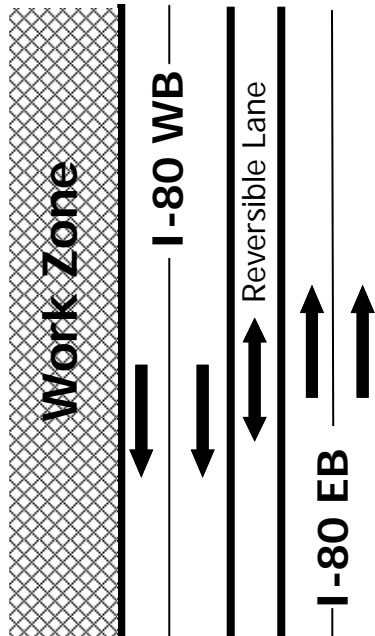
[www.udot.utah.gov/i-80state-1300](http://www.udot.utah.gov/i-80state-1300)

# I-80

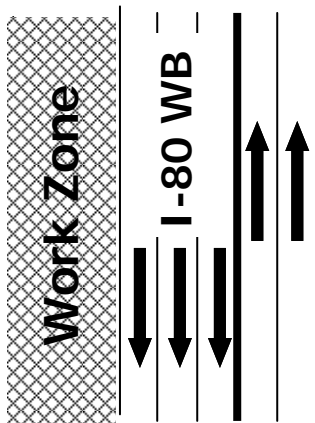
State Street to 1300 East

## I-80 Mainline Configuration *Mid-December 2007 to Fall 2008*

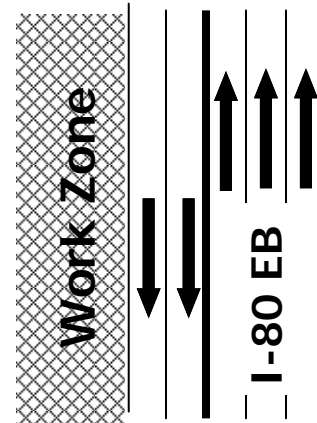
In order to construct the new westbound lanes of I-80, crews have temporarily widened the eastbound bridges and constructed crossovers at each end of the project to accommodate 5 lanes of traffic (3 lanes / 2 lanes) on the eastbound lanes. A reversible lane will be utilized to help peak-hour traffic flow as efficiently as possible. Below is a general configuration of I-80 from State Street to 1300 East. .



General Layout for the I-80 Corridor from  
State Street to 1300 East



Morning Peak Commute  
configuration set-up from  
~7 pm to noon\*



Afternoon Peak Commute  
configuration set-up from  
~noon to 7:00 pm\*

\*This Schedule may vary due to weather or equipment related issues.