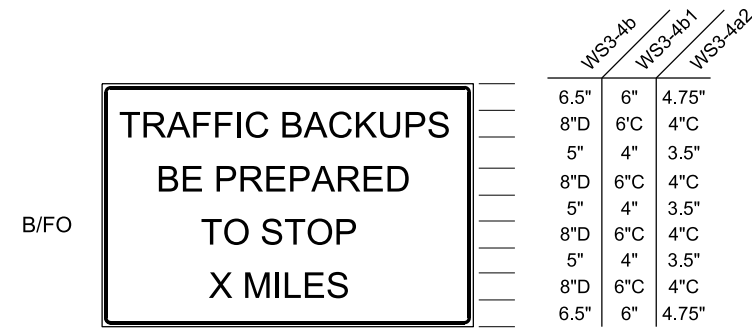
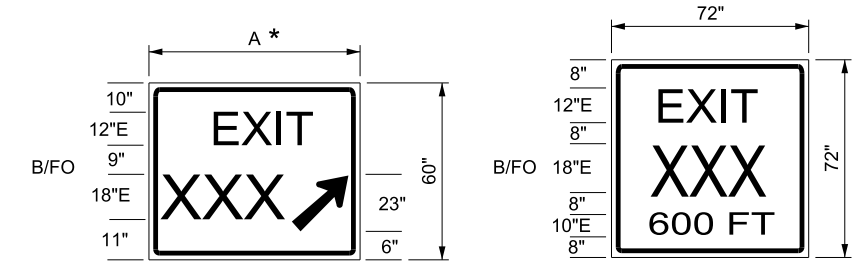


WS3-4a - 114 X 60 INCHES FREEWAY AND EXPRESSWAY
 WS3-4a1 - 72 X 48 INCHES CONVENTIONAL 45 MPH AND GREATER
 WS3-4a2 - 54 X 36 INCHES CONVENTIONAL 45 MPH AND LESS
WS3-4a SERIES



WS3-4b - 114 X 60 INCHES FREEWAY AND EXPRESSWAY
 WS3-4b1 - 72 X 48 INCHES CONVENTIONAL 45 MPH AND GREATER
 WS3-4b2 - 54 X 36 INCHES CONVENTIONAL 45 MPH AND LESS
WS3-4b SERIES

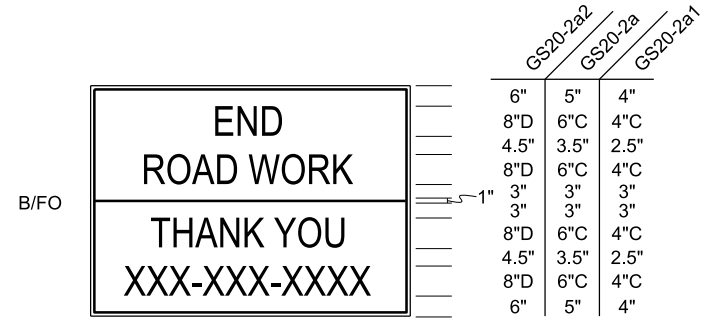
WS3-4 SERIES TRAFFIC BACKUP SIGNS



E5-1aW SERIES
 * SEE TABLE 1 FOR WIDTH
ES5-1dW SERIES

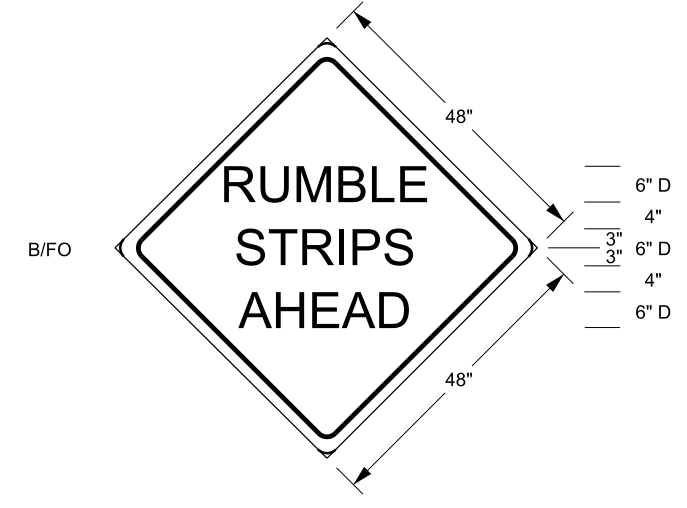
ES5-1W SERIES WORK ZONE EXIT SIGNS

XXX EXIT NUMBER



GS20-2a2 - 84 X 60 INCHES OVERSIZED
 GS20-2a - 60 X 48 INCHES FREEWAY AND EXPRESSWAY
 GS20-2a1 - 42 X 36 INCHES CONVENTIONAL
 XXX CONTRACTOR'S PHONE NUMBER
 NO INTERNET OR EMAIL ADDRESSES

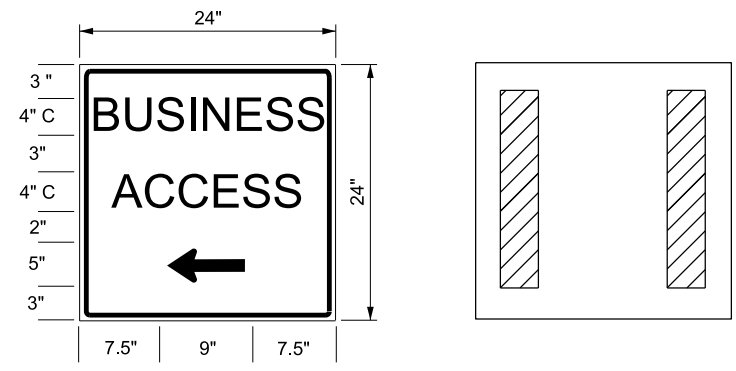
GS20-2a SERIES END ROAD WORK INFORMATION SIGNS



WS28-1 RUMBLE STRIPS AHEAD SIGN

SIGN WIDTH		
	NUMBER OF DIGITS	A
ES5-1aW1	X	78 INCHES
ES5-1aW2	XX	78 INCHES
ES5-1aW3	XXX	96 INCHES

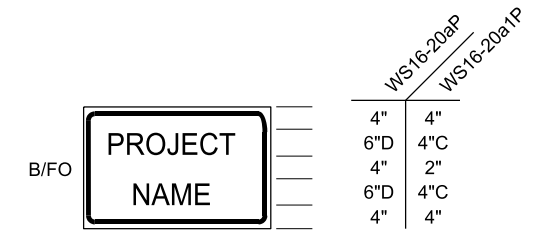
ES5-1aW SERIES WORK ZONE EXIT GORE SIGNS
TABLE 1



FRONT
 USE BLACK LEGEND ON FLUORESCENT ORANGE RETROREFLECTIVE SHEETING.

BACK
 PLACE TWO 4 X 18 INCHES FLUORESCENT ORANGE RETROREFLECTIVE STRIPS VERTICALLY ON THE SIGN BACK.

GS20-5 SERIES BUSINESS ACCESS SIGNS
 LEFT ARROW SHOWN



WS16-20aP - 60 X 24 INCHES FREEWAY AND EXPRESSWAY
 WS16-20a1P - 36 X 18 INCHES CONVENTIONAL
WS16-20aP SERIES WORK ZONE ACCESS PROJECT IDENTIFIER PLAQUES
 SEE NOTE 1

NOTE:

1. USE PROJECT IDENTIFIER ONLY. DO NOT INCLUDE PROMOTIONAL OR OTHER INFORMATIONAL IDENTIFICATIONS OF PUBIC OFFICIALS, CONTRACTORS, ORGANIZATIONAL AFFILIATIONS, RELATED LOGOS AND SYMBOLS.
2. PLACE TWO FLUORESCENT ORANGE STRIPS OF RETROREFLECTIVE SHEETING, 4 x 24 INCHES, WITHIN 12 INCHES FROM THE RIGHT AND LEFT EDGES ON THE BACK OF SIGNS USED WITH PORTABLE SUPPORTS.

REVISIONS

NO.	DATE	BY	DESCRIPTION
1	08/30/12	SDD	NEW RS5-1c WORK ZONE ACCESS ENTRANCE SIGN DETAIL.
2	10/31/13	JLL	WS16-19P DETAIL DIMENSION CORRECTION. MODIFIED SIGN NAMES. ADDED SIGN NAMES TO TABLE 1. REDUCED SIZE REQUIREMENT OF THE GS20-2a SIGN. CORRECTED DIMENSIONS ON WS4-3a, W4-3b, AND RS5-1c SIGNS. MOVED RS5-1 SIGNS AND NOTE 2 TO TC04D2. ADDED NEW WS28-1 SIGN.

UTAH DEPARTMENT OF TRANSPORTATION
 STANDARD DRAWINGS FOR ROAD AND BRIDGE CONSTRUCTION
 SALT LAKE CITY, UTAH

RECOMMENDED FOR APPROVAL
[Signature]
 CHAIRMAN STANDARDS COMMITTEE

DATE: OCT.31.2013
 APPROVED
[Signature]
 DEPUTY DIRECTOR

WORK ZONE SPECIALTY SIGNS

STANDARD DRAWING TITLE

STD. DWG. NO.
TC 4D2

D:\Standard\Drawings\Impervial\2012\Approved\Supp7\Approved\TC04D2.dgn
 28-NOV-2013