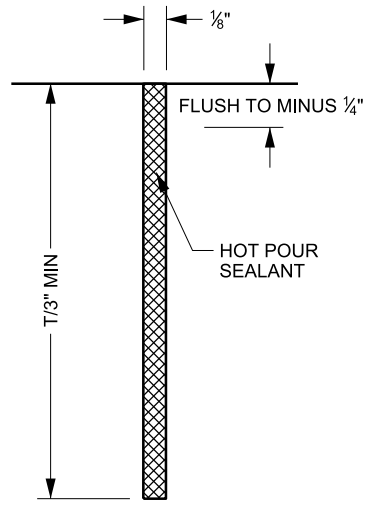
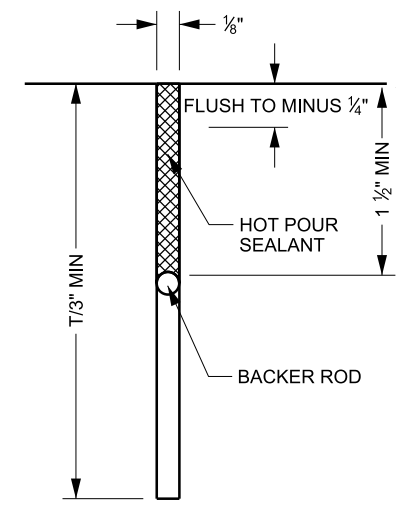


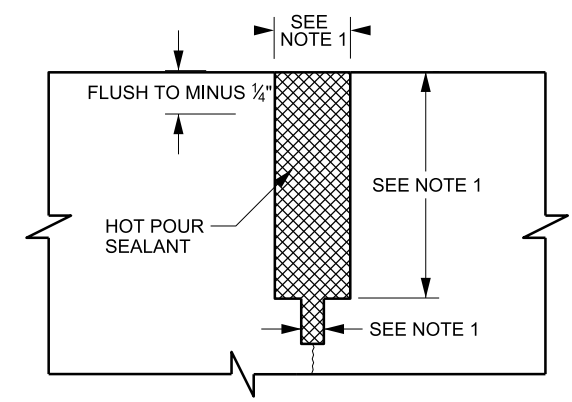
18-NOV-2014 DGN File: L:\Standard.Dr\Drawings\Impervial\2012Approved\Supplemental\Issues\Suppl06Approved\1803.dgn



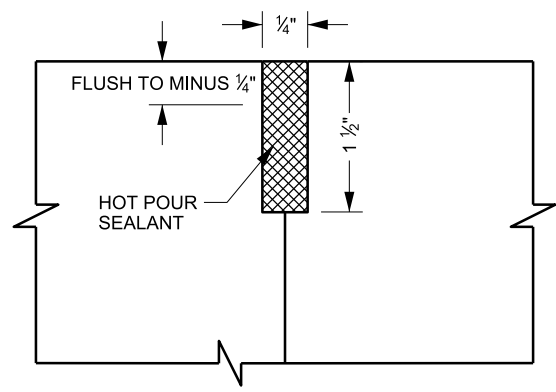
**DETAIL "A"**



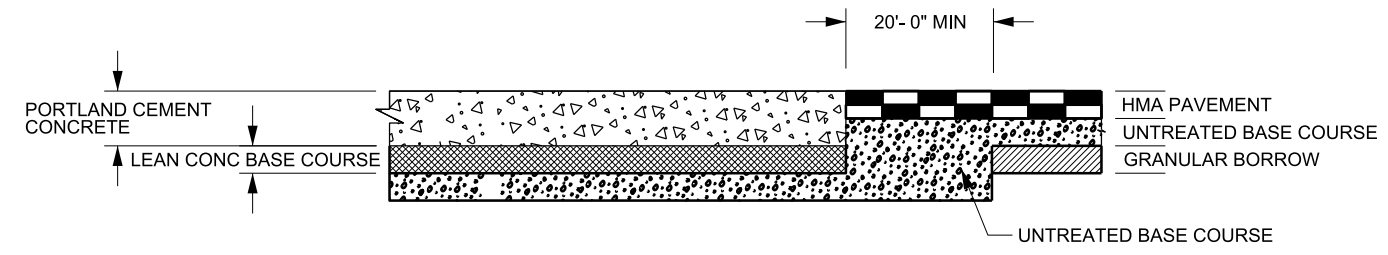
**DETAIL "B"**  
OPTIONAL INSTALLATION



**DETAIL "D"**  
REHABILITATION OF EXISTING SILICONE JOINT



**DETAIL "C"**



**DETAIL "E"**  
CONCRETE TO FLEXIBLE  
PAVEMENT TRANSITION

**NOTES:**  
1. DIMENSIONS MAY VARY DEPENDING ON ORIGINAL JOINT CONSTRUCTION.

REVISIONS		NO.	DATE	APPR.	REMARKS
1	10/25/2012	BL			CHANGED TITLE.
2	06/26/2014	PJR			CHANGED PLUS/MINUS 1/8" TO FLUSH TO MINUS 1/4" IN DETAILS A - D. CHANGED NOTE 1.
3	11/06/2014	SA			CHANGED DETAIL D TITLE AND CHANGED NOTE 1.

**UTAH DEPARTMENT OF TRANSPORTATION**  
STANDARD DRAWINGS FOR ROAD AND BRIDGE CONSTRUCTION  
SALT LAKE CITY, UTAH

RECOMMENDED FOR APPROVAL  
*[Signature]*  
CHAIRMAN STANDARDS COMMITTEE  
APPROVED

NOV.06.2014  
DATE

NOV.06.2014  
DATE

DEPUTY DIRECTOR

**CONCRETE PAVEMENT  
DETAILS 1 OF 2**

STANDARD DRAWING TITLE

STD. DWG. NO.  
**PV 3**

SUPPLEMENTAL DRAWING