

2012 M&P and A&D In PDBS

January 1, 2012

PDBS Access to M&P and A&D

Login to the PDBS System

(Use the Web link below if you are a Citrix user and cannot get the system to work)

Click Sub Systems

Click Estimate

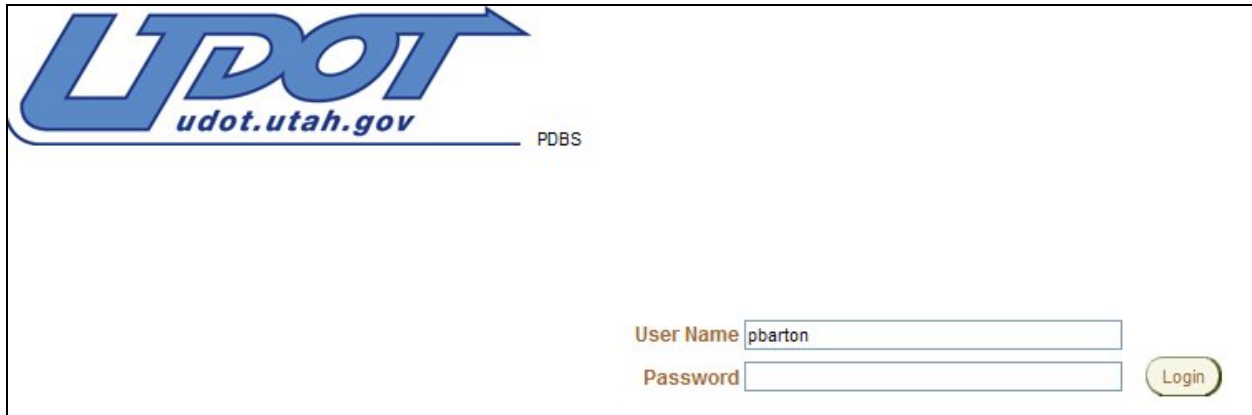
Select Project number

Click Estimate

Click Measurement and Payment

Web Link Access to M&P and A&D

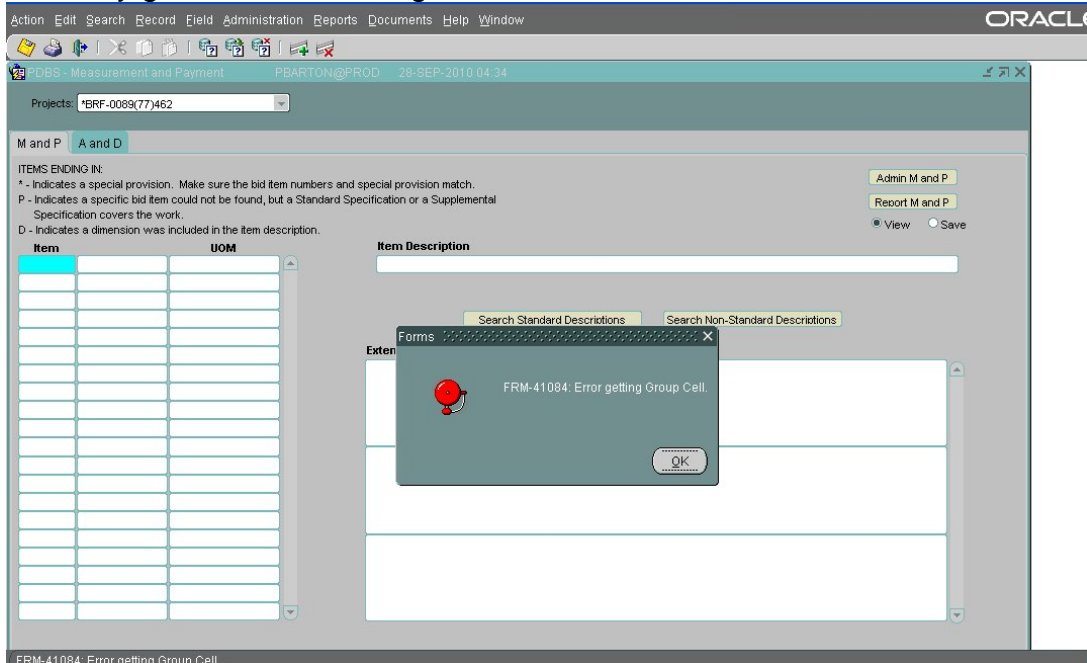
<https://app.udot.utah.gov/apex/pdbs>



1. Log in with your PDBS User ID
2. Select the down arrow for **Estimates**
3. Select **M and P**

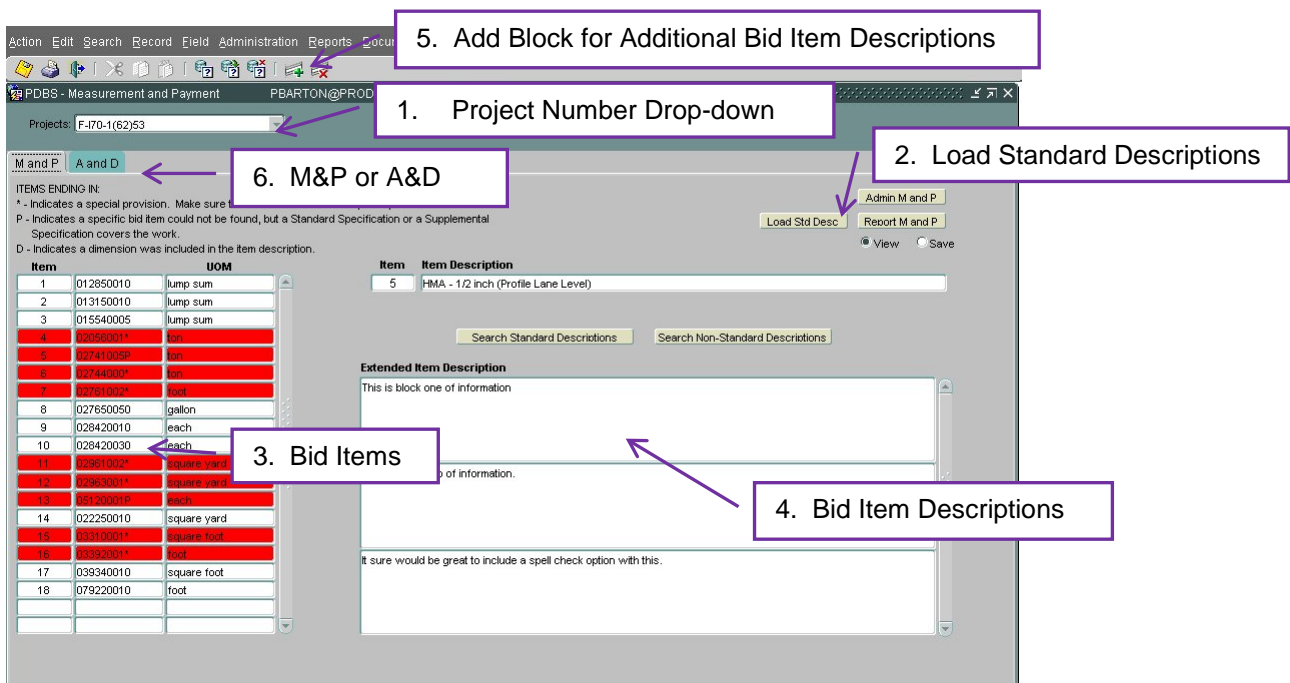


You may get an error message. Click “ok” and the error box will clear.

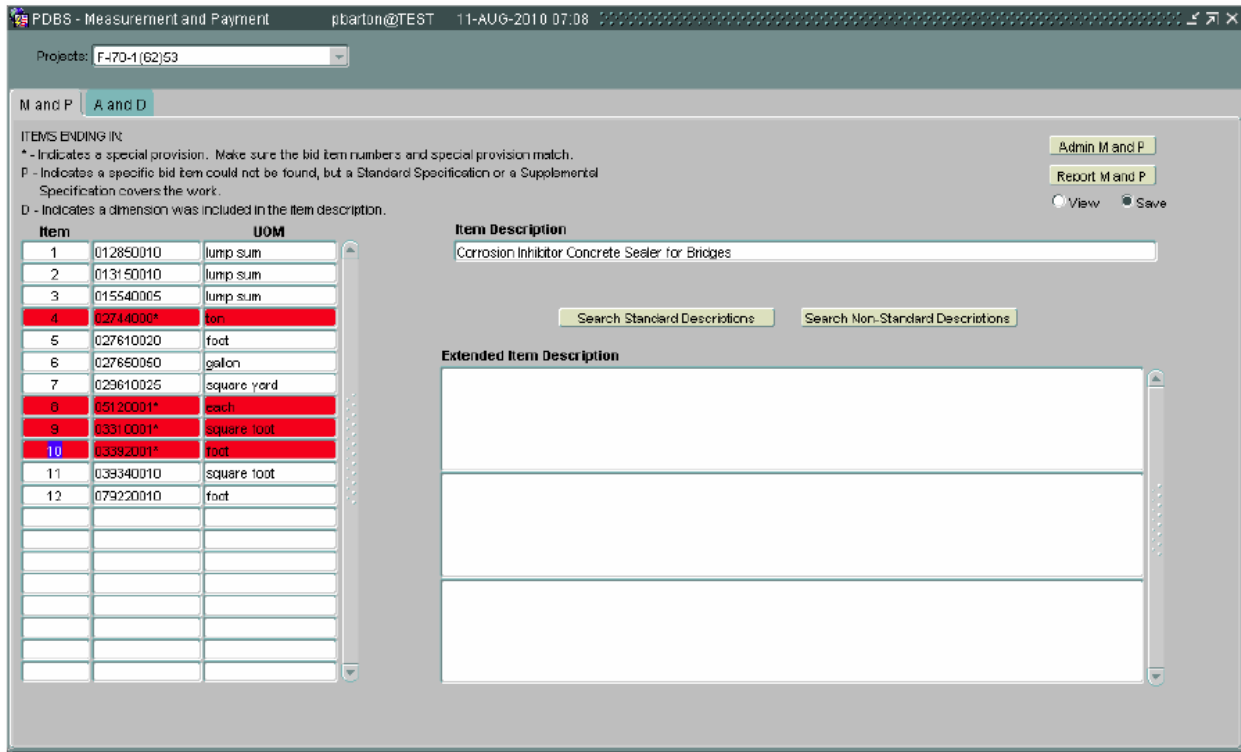


Double click on the Measurement and Payment Report

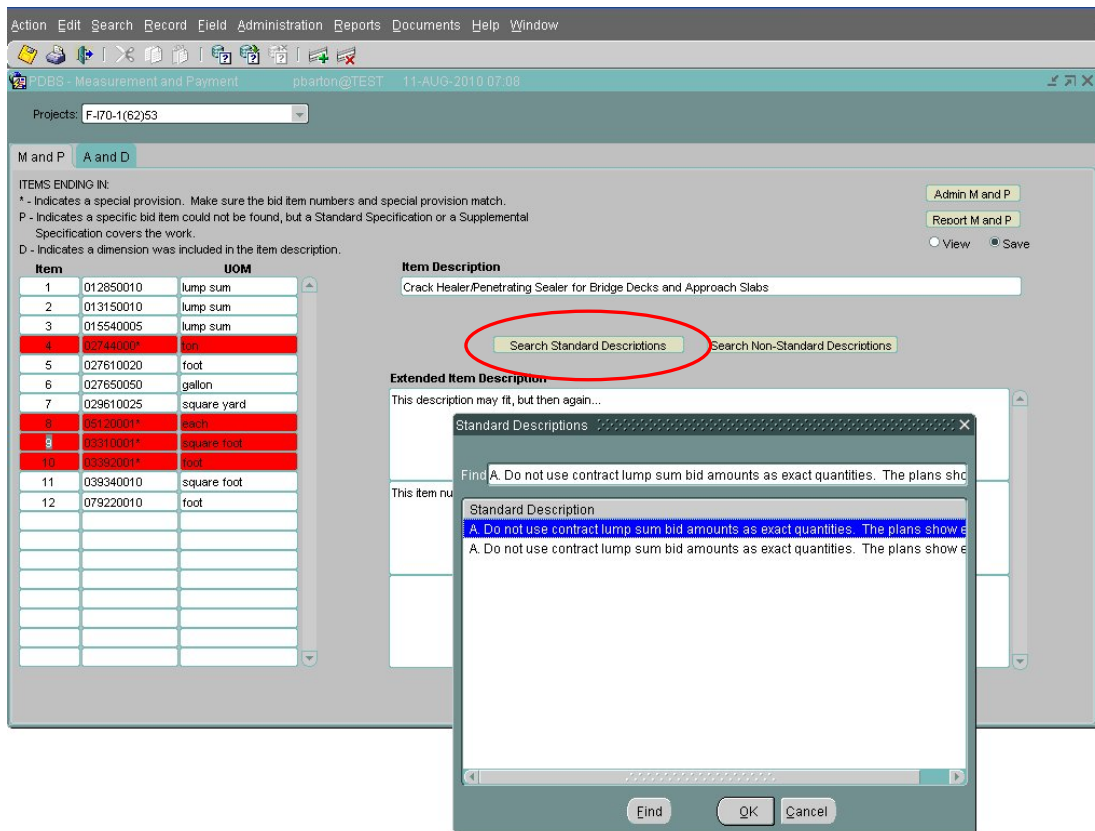
1. Find your project number.
2. Click OK in the window that says “Standard Descriptions have been automatically loaded”.
3. Click on a bid item number.
4. The item description will appear at the right.
5. Additional blocks can be added for description information for asterisk and “P” items. Each block will allow 2,500 characters.
6. Select the M&P or A&D tab. The A&D report functions slightly different than the M&P in the information it pulls into the final report.



Click on items in red and you will see this screen.
 Each Extended Item Description box allows for 2,500 characters.

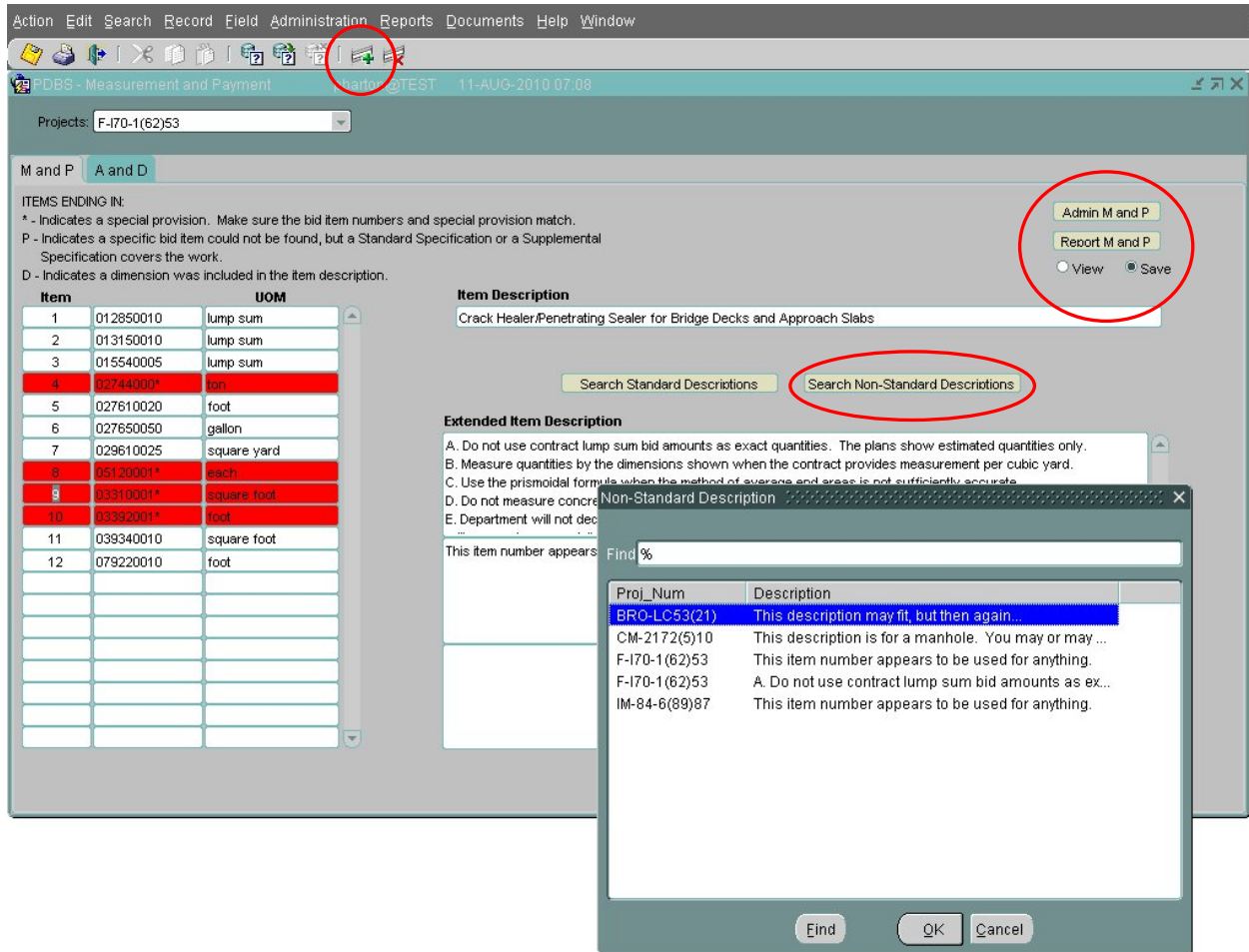


The *Search Standard Descriptions* button lets you select descriptions for similar items within PDBS.



The *Search Non-Standard Descriptions* button lets you select descriptions for similar items that have been used in past or similar projects.

The plus button lets you add more description blocks.



Any changes made in the Engineer Estimate will be brought into the M&P by **rerunning the Engineer's Estimate Report**, refreshing the M&P screen either by selecting another project from the drop down list and then going back to your project, or by closing the M&P and reopening it.

Select the "view" radio button and click "Report M&P" right above it and you will see a pdf of your M&P.

Click the "save" radio button and click "Report M&P" right above it and you will be able to save your M&P in a rich text format and then open it in Word. The logo in the upper left-hand corner may need to be adjusted. Changes you make in the Word version will not be saved in PDBS but it will allow you to make cosmetic changes for your advertising document. The Admin MandP Button will not show up on your screen.

A&D Suggestions:

Run the report FIRST to see what you want or do not want before you try to make any changes. Use the plus (+) and "X" keys on the menu bar to save or delete information.

Example of WORD and PDF M&P and A&D documents



Measurement and Payment

Project # F-I70-1(62)53

09/01/201

Page 1
01:13:46

Item #	Bid Item Number	Bid Item Name	UOM
1	012850010	Mobilization	lump sum
		<p>Amount Paid</p> <p>The lesser of 25% of Mobilization or 2.5% of contract The lesser of 50% of Mobilization or 5% of contract The lesser of 75% of Mobilization or 7.5% of contract The lesser of 100% of Mobilization or 10% of contract Amount bid in excess of 10% of contract price.</p>	<p>When Paid</p> <p>With first estimate With estimate following completion of 5% of contract With estimate following completion of 10% of contract With estimate following completion of 20% of contract Project Acceptance-Final</p>
2	013150010	Public Information Services	lump sum
		<p>Amount Paid</p> <p>25% of bid item amount. Remaining portion of bid item paid as a percentage of the contract completed.</p>	<p>When Paid</p> <p>With first estimate With each subsequent estimate</p>
3	015540005	Traffic Control	lump sum
		<p>Amount Paid</p> <p>25% of the bid item amount. Remaining portion of bid item paid as a percentage of the contract completed.</p>	<p>When Paid</p> <p>With first estimate With each subsequent estimate</p>
4	02744000*	SMA - 1/2 inch	ton
		<p>How far will this take me? How many Extended Descriptions can I enter? Testing some more How far will this take me? How many Extended Descriptions can I enter? It sure would be great to include a spell check function with this. How far will this take me? How many Extended Descriptions can I enter?</p>	
5	027610020	Longitudinal Rumble Strip	foot
6	027650050	Pavement Marking Paint	gallon
7	029610025	Rotomilling - 1 1/2 Inch	square yard
8	05120001*	Retro Fit Plate For Wire Rope Loop Barrier	each
		<p>Does this refer to antique dinnerware? Does this refer to antique dinnerware? Should these descriptions be numbered? Is there something to separate each message?</p>	
9	03310001*	Crack Healer/Penetrating Sealer for Bridge Decks and Approach Slabs	square foot
		<p>Of surface covered A. Do not use contract lump sum bid amounts as exact quantities. The plans show estimated quantities only. This item number appears to be used for anything.</p>	
10	03392001*	Corrosion Inhibitor Concrete Sealer for Bridges	foot
11	039340010	Structural Pothole Patching	square foot
12	079220010	Relief Joint Crack Sealing	foot



Acceptance and Documentation

Project # F-I70-1(62)53

Information Only
Verify with Current
Specifications

Page 1
 11:20:42 AM

12/07/2010

Item #	Bid Item Number	Bid Item Name	Description	UOM
1	012850010	Mobilization		lump sum
2	013150010	Public Information Services		lump sum
		Documentation	Database of stakeholder and contact information	
3	015540005	Traffic Control		lump sum
		Inspection Element	Traffic control plan maintained on the project site Devices comply with NCHRP 350 requirements Devices meet "acceptable" criteria per ATSSA Quality Standards for Work Zone Traffic Control Devices/Traffic control maintainer ATSSA certified Flagging personnel are certified Documentation Contractor submittals Inspector's verification that traffic control is in accordance with approved Traffic Control Plan	
4	02056001*	Borrow		ton
5	02741005F	HMA - 1/2 inch (Profile Lane Level)		ton
6	02744000*	SMA - 1/2 inch		ton
7	02761002*	Longitudinal Rumble Strip		foot
8	027650050	Pavement Marking Paint		gallon
		Contractor Submittals	Manufacturer and production batch identification for the material used. Test/Sample Frequency/Location (Refer to MS&TR Section 02752) One sample of each color, one sample of glass spheres/project location. Visual inspection for small quantities (under 100 gallons) Inspection Element Verify meters zeroed out, sample after 10 gallons daily. Verify line width and bead application/Verify application rates within specifications. Documentation Materials test report Visual inspection report or field book entry verifying work and material meets plans and specifications.	
9	028420010	Delineator Type I		each
		Inspection Element	Acceptable posts, proper offset distance, correct height Correct color of sheeting Documentation Visual inspection report or field book entry verifying work and material meets plans and specifications Documentation of the materials acceptance decision using any of the following: Manufacturer's Certificate of Compliance Manufacturer's product data, specifications, and recommended installation instructions Manufacturer's labeling	
10	028420030	Delineator - Culvert Marker		each
		Inspection Element	Acceptable posts, proper offset distance, correct height Correct color of sheeting Documentation Visual inspection report or field book entry verifying work and material meets plans and specifications Documentation of the materials acceptance decision using any of the following: Manufacturer's Certificate of Compliance Manufacturer's product data, specifications, and recommended installation instructions Manufacturer's labeling	
11	02961002*	Rotomilling - 1 1/2 Inch		square yard
12	02963001*	Profile Rotomilling		square yard
13	05120001F	Retro Fit Plate For Wire Rope Loop Barrier		each
14	022250010	Asphalt Surfacing Removal (Structures)		square yard
		Inspection Element	Proper equipment (less than 22 tons), no surface damage, proper removal Documentation Visual inspection report or field book entry verifying work and material meets plans and specifications	
15	03310001*	Crack Healer/Penetrating Sealer for		square foot

proj_a_and_d

Contact Patti Barton if you have questions or problems, pattibarton@utah.gov
 801-965-4807.

Special thanks to Steve Wilkins and Monty King for their proactive approach in anticipating user needs and creating a very useful tool.