



REMOVE THE PEDAL FROM THE METAL


SLOW DOWN AND LIVE





We all understand the temptation to make good time by driving fast, but the truth is, in most instances, speeding works against you. In 2008, 23 percent of large-truck crashes were the result of speeding.

When you're on the highway, sometimes a fraction of a second can make the difference between life and death. If you're driving within the posted speed limits, that instant decision can work in your favor; if not, you put yourself and others around you at risk.

DID YOU KNOW?

40% 
of speed related fatalities happen on curves.

25% 
of large-truck fatalities were due to speeding during adverse weather conditions.

Loaded trailers are **10X**  more likely to roll.

Loaded trailers require **20-40%** more braking distance than an empty trailer.

IT'S ESPECIALLY IMPORTANT TO SLOW DOWN WHEN:

Bad Conditions

Adjust your speed to safely match weather conditions, road conditions, visibility and traffic conditions. Reduce your speed by a third on wet roads and by half on snow-packed roads and avoid using the "jake brake" in these conditions.

Entering a Ramp

Truck rollovers are more likely to occur on exit/entrance ramps when the driver misjudges the sharpness of the ramp curve and enters it at an excessive speed.



Entering a Curve

Speed limits for curves are intended for passenger vehicles, not large trucks. Large trucks should reduce their speed even more because a truck's high center of gravity can easily cause rollovers. Avoid braking while driving through a curve as the wheels may lock-up, forcing the truck to skid.

Trailer is Loaded

Loaded trailers are 10 times more likely to roll and need 20-40 percent more braking distance than an empty trailer. Loaded trailers also have an even higher center of gravity and a sudden change in speed may cause the load to shift, leading to skidding or rolling over.

In a Work Zone

Before entering a work zone, decrease your speed, merge into the correct lane well ahead of any lane closures, and be prepared to slow down or stop suddenly.

For further information visit the following sites or email drivetostayalive@utah.gov



ut.**ZERO Fatalities**.com