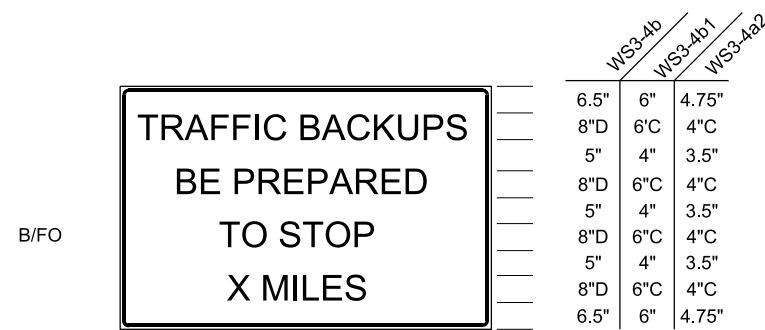


WS3-4a - 114 X 60 INCHES FREEWAY AND EXPRESSWAY
 WS3-4a1 - 72 X 48 INCHES CONVENTIONAL 45 MPH AND GREATER
 WS3-4a2 - 54 X 36 INCHES CONVENTIONAL 45 MPH AND LESS

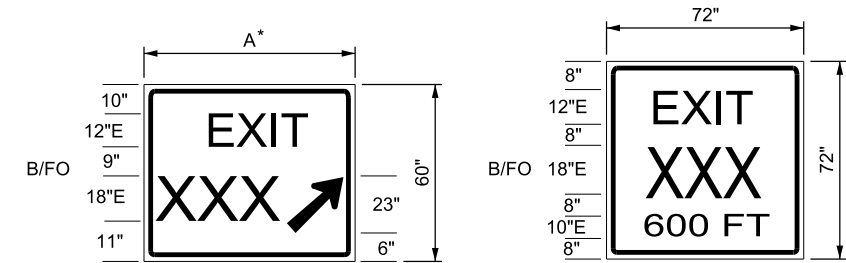
WS3-4a SERIES



WS3-4b - 114 X 60 INCHES FREEWAY AND EXPRESSWAY
 WS3-4b1 - 72 X 48 INCHES CONVENTIONAL 45 MPH AND GREATER
 WS3-4b2 - 54 X 36 INCHES CONVENTIONAL 45 MPH AND LESS

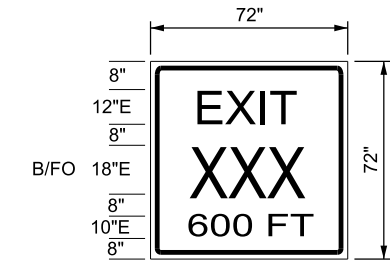
WS3-4b SERIES

WS3-4 SERIES TRAFFIC BACKUP SIGNS



E5-1aW SERIES

* SEE TABLE 1 FOR WIDTH



ES5-1dW SERIES

ES5-1W SERIES WORK ZONE EXIT SIGNS

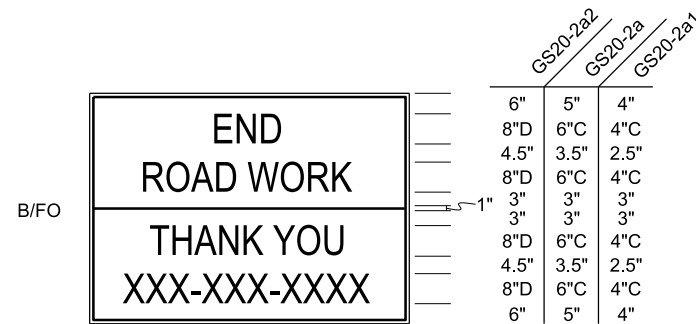
XXX EXIT NUMBER

SIGN WIDTH		
	NUMBER OF DIGITS	A
ES5-1aW1	X	78 INCHES
ES5-1aW2	XX	78 INCHES
ES5-1aW3	XXX	96 INCHES

ES5-1aW SERIES WORK ZONE

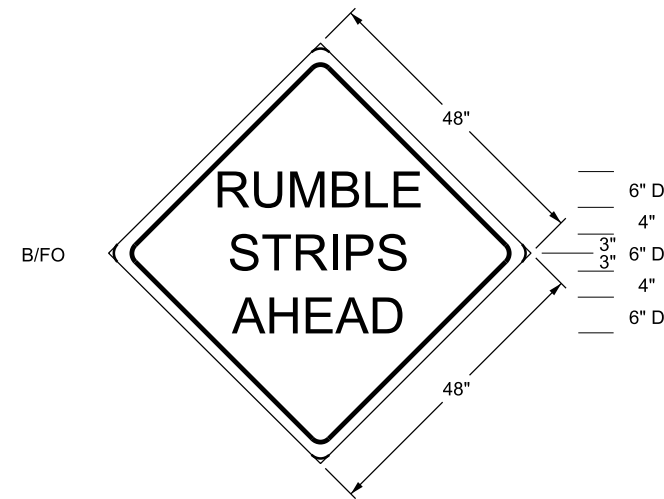
EXIT GORE SIGNS

TABLE 1

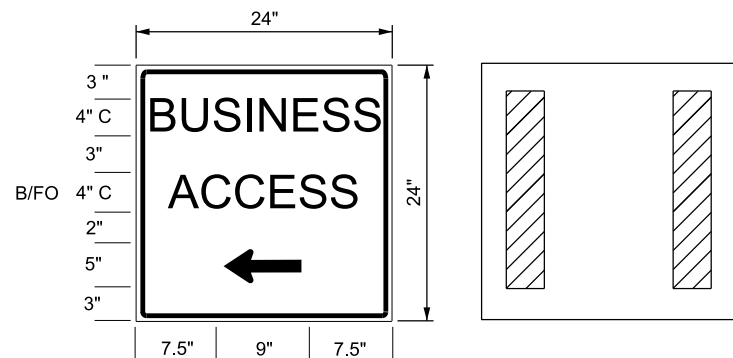


GS20-2a2 - 84 X 60 INCHES OVERSIZED
 GS20-2a - 60 X 48 INCHES FREEWAY AND EXPRESSWAY
 GS20-2a1 - 42 X 36 INCHES CONVENTIONAL
 XXX CONTRACTOR'S PHONE NUMBER
 NO INTERNET OR EMAIL ADDRESSES

GS20-2a SERIES END ROAD WORK INFORMATION SIGNS



WS28-1 RUMBLE STRIPS AHEAD SIGN



FRONT

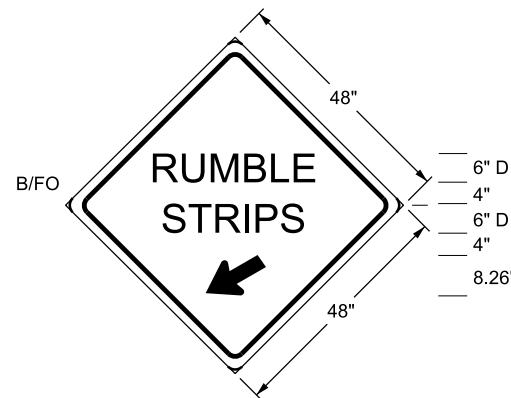
USE BLACK LEGEND ON FLUORESCENT ORANGE RETROREFLECTIVE SHEETING.

BACK

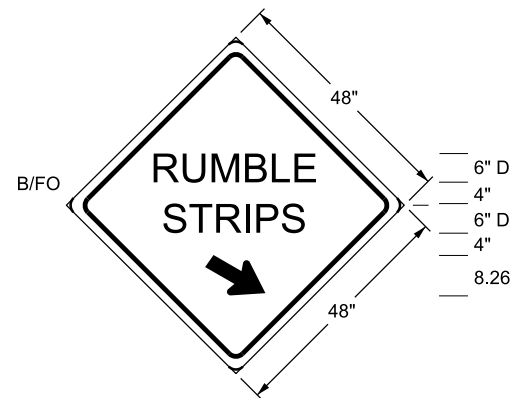
PLACE TWO 4 X 18 INCHES FLUORESCENT ORANGE RETROREFLECTIVE STRIPS VERTICALLY ON THE SIGN BACK.

GS20-5 SERIES BUSINESS ACCESS SIGNS

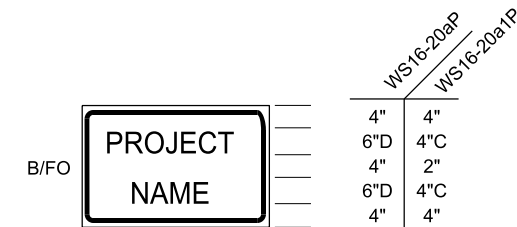
LEFT ARROW SHOWN



RUMBLE STRIPS (WS28-2L) SIGN



RUMBLE STRIPS (WS28-2R) SIGN



WS16-20aP - 60 X 24 INCHES FREEWAY AND EXPRESSWAY
 WS16-20a1P - 36 X 18 INCHES CONVENTIONAL

WS16-20aP SERIES WORK ZONE ACCESS PROJECT IDENTIFIER PLAQUES

SEE NOTE 1

NOTES:

- USE PROJECT IDENTIFIER ONLY. DO NOT INCLUDE PROMOTIONAL OR OTHER INFORMATIONAL IDENTIFICATIONS OF PUBLIC OFFICIALS, CONTRACTORS, ORGANIZATIONAL AFFILIATIONS, RELATED LOGOS AND SYMBOLS.
- PLACE TWO FLUORESCENT ORANGE STRIPS OF RETROREFLECTIVE SHEETING, 4 X 24 INCHES, WITHIN 12 INCHES FROM THE RIGHT AND LEFT EDGES ON THE BACK OF SIGNS USED WITH PORTABLE SUPPORTS.

REVISIONS		NO.	DATE	APPR.	REMARKS
1	6/28/18	RT			REPLACED WS28-2 AND W16-7 ASSEMBLY WITH NEW WS28-2 SIGN.

UTAH DEPARTMENT OF TRANSPORTATION
 STANDARD DRAWINGS FOR ROAD AND BRIDGE CONSTRUCTION
 SALT LAKE CITY, UTAH

RECOMMENDED FOR APPROVAL
Randy J. [Signature]
 CHAIRMAN STANDARDS COMMITTEE APPROVED

JUNE 28, 2018
 DATE

JUNE 28, 2018
 DATE

DEPUTY DIRECTOR

WORK ZONE SPECIALTY SIGNS

STANDARD DRAWING TITLE

STD. DWG. NO.

TC 4D2

SUPPLEMENTAL DRAWING