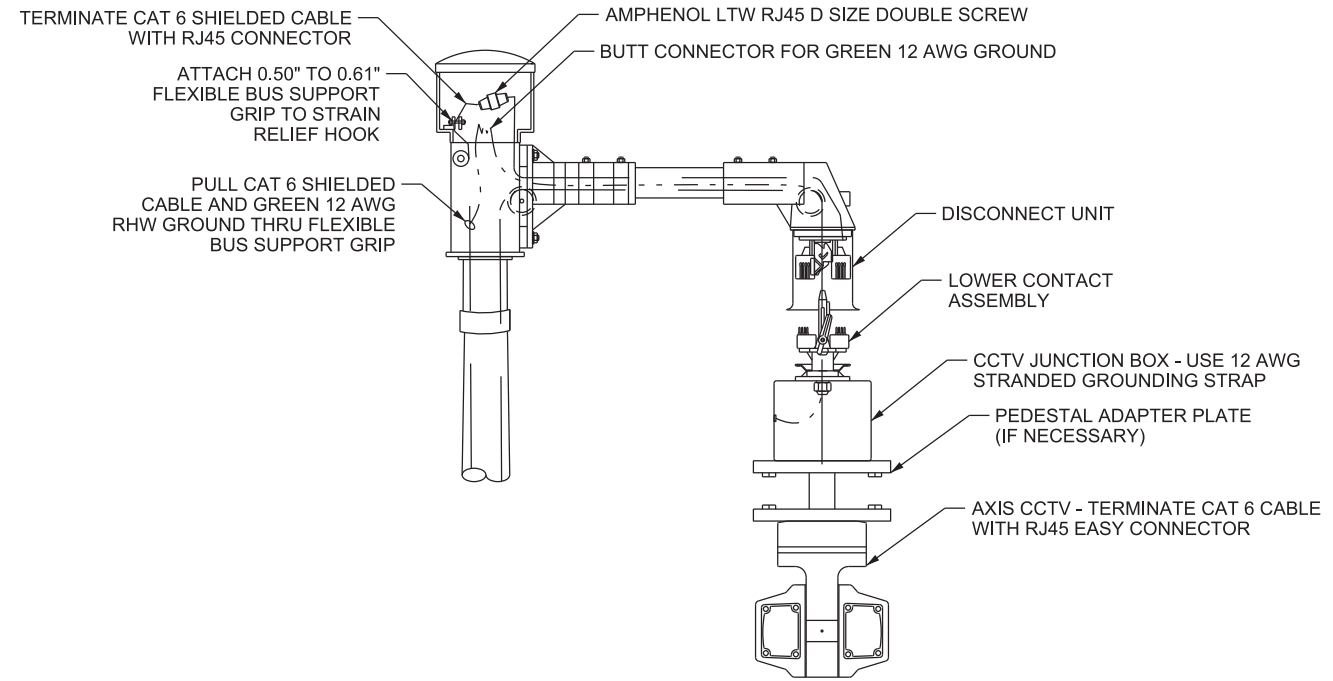
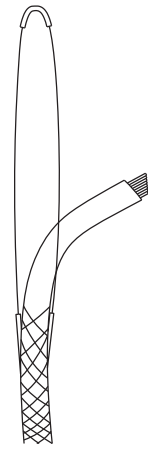
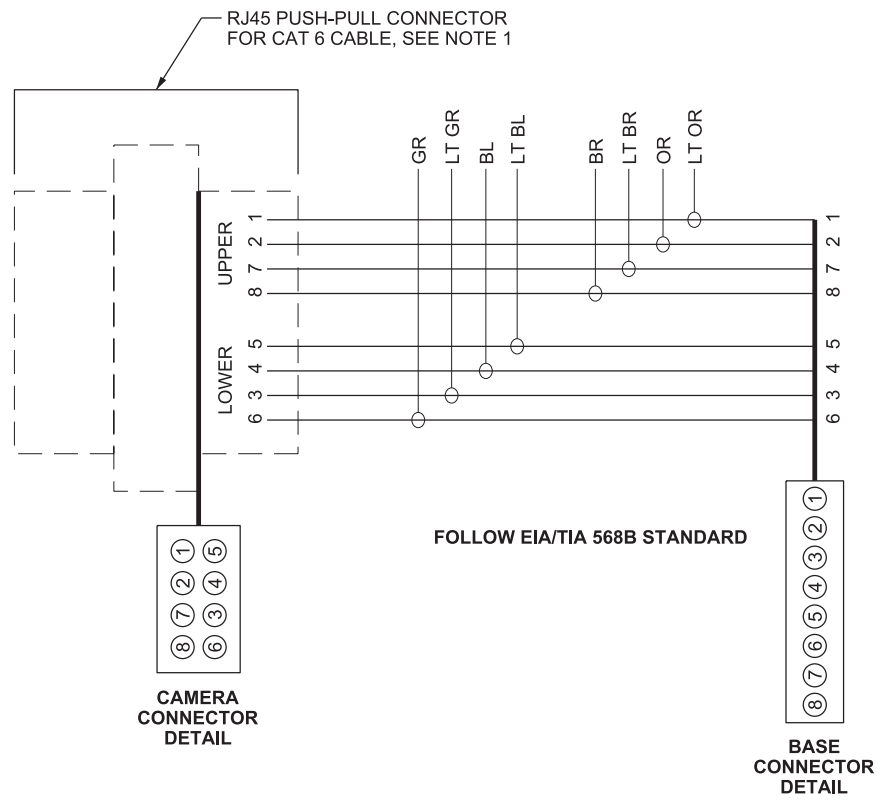


04-SEP-2019 DCN File: L:\Standard Drawings\Imperial\2017 Approved\Supplemental\_Issues\SupplB Approved August - 2019\Backup\ATI08.dgn

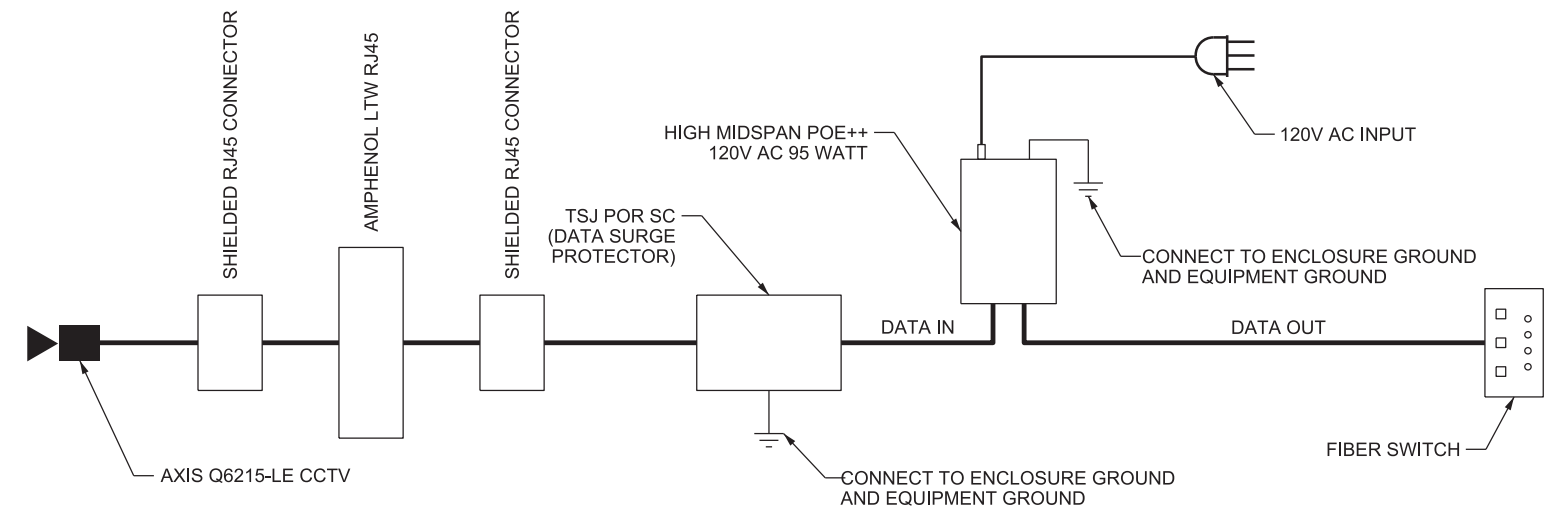
**A** DETAIL  
**FLEXIBLE BUS SUPPORT GRIP**



**B** MOUNTING DETAIL  
**CAMERA LOWERING SYSTEM (AXIS)**



**C** PIN DETAIL  
**RJ45 CONNECTORS**



**D** WIRING DIAGRAM  
**AXIS CAMERA**

**NOTE:**  
1. USE VENDOR SUPPLIED RJ45 PUSH-PULL CONNECTOR FOR CAMERA TERMINATION.

**SUPPLEMENTAL DRAWING**

<p><b>UTAH DEPARTMENT OF TRANSPORTATION</b> STANDARD DRAWINGS FOR ROAD AND BRIDGE CONSTRUCTION SALT LAKE CITY, UTAH</p>	<p>DATE: AUG. 29, 2019 DATE: AUG. 29, 2019</p>
<p>RECOMMENDED FOR APPROVAL CHAIRMAN STANDARDS COMMITTEE APPROVED</p>	<p>DATE: AUG. 29, 2019 DATE: AUG. 29, 2019</p>
<p><b>CCTV MOUNTING DETAIL AND WIRING DIAGRAM</b></p>	<p>REPLACED ENTIRE DRAWING WITH NEW CAMERA TYPE</p>
<p>STANDARD DRAWING TITLE</p>	<p>REMARKS</p>
<p>STD. DWG. NO. <b>AT 10B</b></p>	<p>MMA APPR. DATE</p>