

1000 S

1200 S

Industrial Pkwy

300 W

Potential Heber Bypass Corridor




U.S. 189


U.S. 40

Daniel Rd

Airport Rd

Heber Bypass Southern Alignment Options

-  Option A, 40MPH
-  Option B, 35MPH
-  Option C, 35MPH



Main St

100 S

Southfield Rd

Main St

Daniel Rd

U.S. 189

U.S. 40

STUDY AREAS

- Heber Valley Bypass Corridor
- Main Street Corridor

